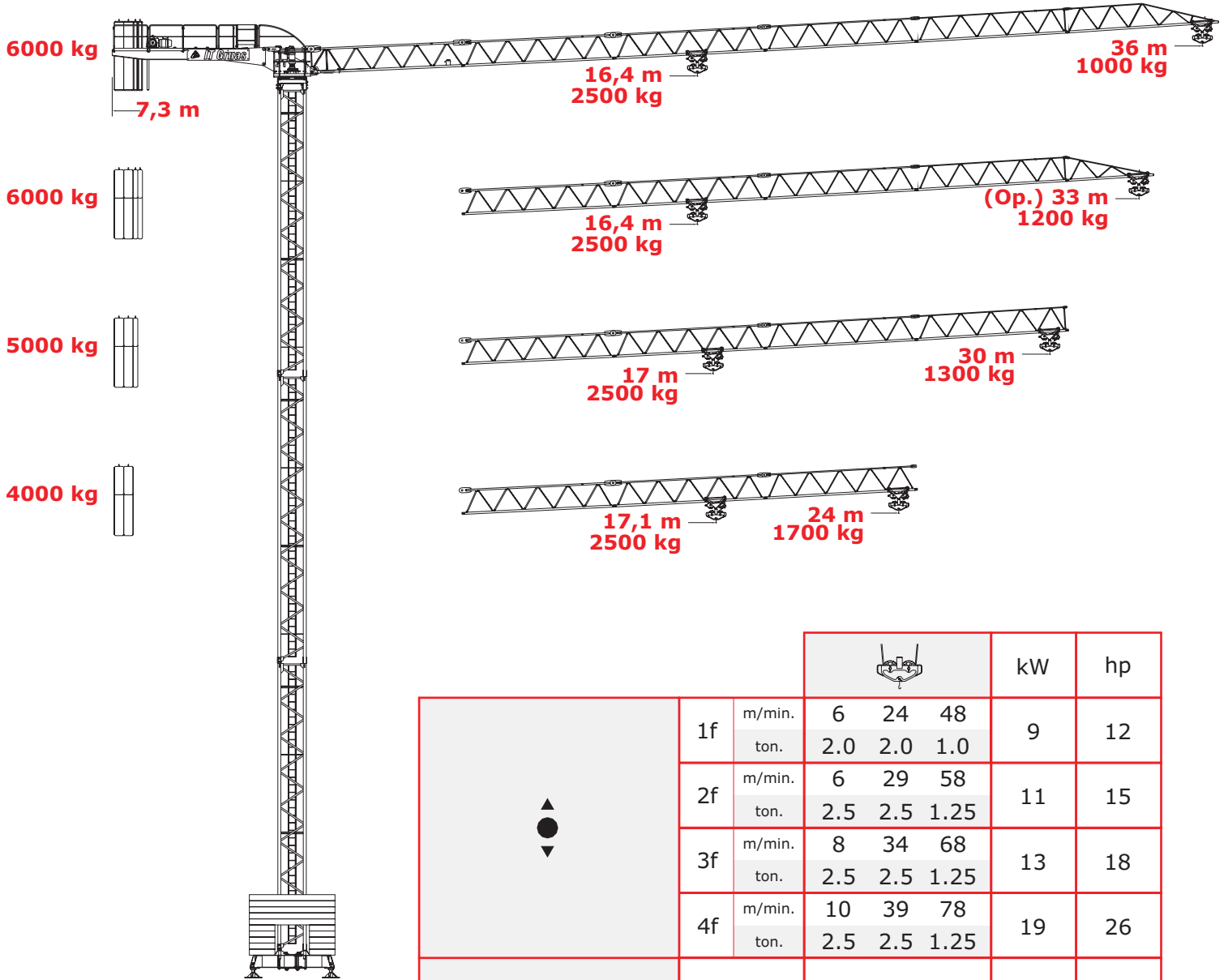


Grua Torre

Tower Crane

IT36f

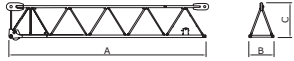
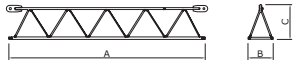
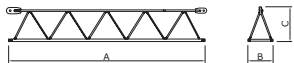
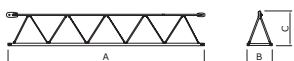
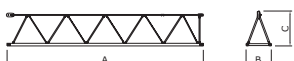
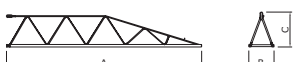

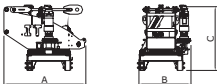
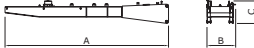


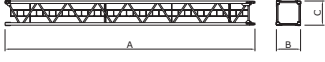

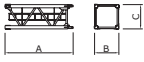


					kW	hp	
	1f	m/min.	6	24	48	9	12
		ton.	2.0	2.0	1.0		
	2f	m/min.	6	29	58	11	15
		ton.	2.5	2.5	1.25		
3f	m/min.	8	34	68	13	18	
	ton.	2.5	2.5	1.25			
4f	m/min.	10	39	78	19	26	
	ton.	2.5	2.5	1.25			
		m/min.	20	38	58	3	4
		rpm	1,07			3	4

CEI 38		IEC 38	kVA	
400V (+6% -10%) 50Hz			1f - 19 kVA 3f - 24 kVA 2f - 21 kVA 4f - 31 kVA	2000 / 14 / CE

Flat-Top

IT Gruas

IT36f	A (mm)	B (mm)	C (mm)	Peso (kg)
E1 	6396	800	1077	631
E2 	6366	800	1075	429
E3 	6336	800	1054	328
E4 	6281	800	1032	228
E5 	6234	800	1015	199
E6b 	6169	800	1017	192
E6a 	3538	800	1017	109
	2220	1410	1771	2155
	6205	1092	898	3601
	800	380	2800	2000
	800	190	2800	1000
	11855	1150	1150	1726
	6055	1150	1150	954
	3235	1150	1150	592



irmãos tavares 2

Fabrico de Gruas, Lda.

CONCEÇÃO, FABRICO E COMERCIALIZAÇÃO DE MÁQUINAS PARA A CONSTRUÇÃO CIVIL

Malaposta, 4520-506 - Sanfins (Santa Maria da Feira) Portugal

Tel.: 00 351 256 910 140 - Fax.: 00 351 256 910 149

geral@irmaostavares.com - www.irmaostavares.com

